



“Early Disease Detection Using Artificial Intelligence”

Rohit Dhamale, Prathamesh Sonawane.

Department of Computer Science, Savitribai Phule Pune University.

Professor: Revati Ma'am, Archana Ma'am.

Abstract- Artificial Intelligence (AI) has emerged as one of the most transformative technologies in modern healthcare. It has the potential to significantly improve the accuracy and efficiency of disease diagnosis and treatment. One of the most important applications of AI in healthcare is early disease detection. Early detection allows medical professionals to identify diseases in their initial stages, enabling timely treatment and improving patient survival rates. AI technologies such as machine learning, deep learning, natural language processing, and predictive analytics can analyze large volumes of medical data quickly and accurately. These systems can process electronic health records, laboratory reports, medical images, and patient history to identify patterns that indicate the early onset of diseases. AI-based systems assist doctors by providing data-driven insights and predictions that help in clinical decision-making. This research paper explores the role of artificial intelligence in early disease detection and its impact on modern healthcare systems. The study examines different AI technologies used in disease diagnosis, the methodology used to implement these systems, and the challenges associated with AI integration in healthcare environments. Furthermore, the paper discusses the benefits of AI-driven diagnostic systems in improving healthcare efficiency, reducing medical errors, and enhancing patient outcomes.

Keywords: Artificial Intelligence, Early Disease Detection, Machine Learning, Deep Learning, Natural Language Processing, Predictive Analytics, Healthcare Technology, Medical Diagnosis, Patient Outcomes, Clinical Decision-Making

I. INTRODUCTION

Healthcare systems worldwide face numerous challenges in diagnosing diseases at an early stage. Traditional diagnostic methods rely heavily on manual analysis and the expertise of medical professionals. While doctors possess extensive knowledge and experience, the increasing complexity of medical data and the growing number of patients make it difficult to analyze all available information efficiently.

Artificial Intelligence has emerged as a powerful tool that can assist healthcare professionals in analyzing large volumes of medical data. AI algorithms can detect patterns and correlations in medical datasets that may not be easily recognizable by humans. By utilizing advanced computational techniques, AI systems can support doctors in making accurate and timely diagnoses.

Early disease detection is crucial in preventing severe health complications. Many diseases, such as cancer, heart disease, diabetes, and neurological disorders, can be treated more effectively when detected in their early stages. AI-based diagnostic tools can analyze medical images, genetic data, and patient records to identify early signs of these diseases.

In addition to improving diagnosis, AI also supports preventive healthcare. By identifying high-risk individuals before the appearance of major symptoms, healthcare professionals can recommend lifestyle changes, medication, or further testing at the right time. This proactive approach can reduce hospitalization rates and improve long-term health outcomes.

II. Need for the Study

The need for this study arises from the increasing burden of chronic and life-threatening diseases across the world. Many illnesses are diagnosed only after symptoms become severe, reducing the chances of successful treatment and increasing healthcare costs. Delayed diagnosis often leads to complications, longer recovery periods, and greater emotional and financial stress for patients and families.

Healthcare professionals work with a massive amount of clinical data including test reports, imaging scans, prescriptions, and patient history. Under time pressure, it may be difficult to interpret all this data accurately. Artificial Intelligence offers a practical solution by helping in faster analysis, risk prediction, and early identification of disease patterns.



This study is important because it helps understand how AI can strengthen healthcare delivery, improve diagnosis, and support better patient care. It also explores the limitations and ethical concerns that must be addressed for successful implementation.

III. OBJECTIVES OF THE STUDY

1. To analyze the role of artificial intelligence in early disease detection.
2. To identify the various AI technologies used in healthcare diagnostics.
3. To evaluate the effectiveness of AI-based systems in predicting diseases.
4. To study the benefits and limitations of AI applications in healthcare.
5. To examine the challenges faced during the implementation of AI in medical systems.
6. To explore future opportunities for integrating AI technologies into healthcare services.

IV. PROBLEM STATEMENT

Early diagnosis remains one of the major challenges in healthcare systems. Traditional diagnostic approaches often depend on manual interpretation, which may be time-consuming and subject to human error. The increasing volume of healthcare data has made diagnosis more complex, creating a need for intelligent systems that can process information quickly and accurately.

There is a growing demand for technologies that can support healthcare professionals by identifying disease risk before symptoms become severe. Artificial Intelligence provides a promising solution, but its implementation also raises concerns related to privacy, ethics, cost, and trust. Therefore, it is necessary to study how AI can be used effectively and responsibly for early disease detection.

V. LITERATURE REVIEW

Many researchers have studied the role of artificial intelligence in healthcare and its potential applications in disease diagnosis. The literature suggests that AI-based systems can significantly improve diagnostic accuracy and efficiency.

Several studies have focused on the use of machine learning algorithms for predicting diseases based on patient data. These algorithms can analyze large datasets containing patient information, laboratory results, and medical history to identify patterns associated with specific diseases. Such systems are increasingly used in predicting diabetes, heart disease, kidney disorders, and liver disease.

Deep learning techniques have also been widely used in medical imaging. Researchers have developed AI models that can analyze radiology images such as X-rays, CT scans, and MRI scans to detect abnormalities. AI systems have been successfully used to detect lung cancer, breast cancer, brain tumors, and diabetic retinopathy with high accuracy.

Natural Language Processing has also gained importance in healthcare because a large amount of information is stored in unstructured text, such as doctor notes and discharge summaries. NLP helps AI systems extract meaningful insights from such documents for diagnosis and risk assessment.

Although AI shows great promise, studies also highlight concerns including algorithmic bias, lack of explainability, and data privacy. Overall, the literature indicates that AI has strong potential as a decision-support tool in modern healthcare.

VI. AI TECHNOLOGIES USED IN EARLY DISEASE DETECTION

Machine Learning

Machine learning involves training algorithms on historical patient data so they can identify patterns and make predictions. It is commonly used to detect disease risk based on factors such as age, blood pressure, glucose level, BMI, and family history. Machine learning models are useful in predicting diabetes, cardiovascular disease, liver disease, and kidney disorders, algorithms used Logistic Regression, Decision Tree, Random forest, Support Vector Machine, K-Nearest Neighbors (KNN).

Deep Learning

Deep learning is a more advanced branch of AI that uses neural networks with multiple layers. It is highly effective in image analysis because it can automatically detect visual features from radiology and pathology images. Deep learning models are widely used for tumor detection, retinal disease



analysis, and chest disease diagnosis. The most relevant algorithms for this include Convolutional Neural Networks (CNN), which are widely used for medical image analysis such as tumor detection, chest disease diagnosis, and retinal disease identification. Artificial Neural Networks (ANN) are used for general disease prediction and pattern recognition from patient data. Recurrent Neural Networks (RNN) are useful for analyzing sequential medical data such as patient history, while Long Short-Term Memory (LSTM), an advanced form of RNN, helps in understanding long-term dependencies in chronic disease monitoring and ICU data. Autoencoders are also used for feature extraction and detecting abnormal patterns in medical data, which supports early disease detection. These algorithms help improve accuracy, speed, and efficiency in medical diagnosis.

Natural Language Processing

Natural Language Processing enables computers to understand and interpret human language. In healthcare, NLP is used to extract relevant information from clinical notes, prescriptions, discharge summaries, and medical reports. It helps AI systems use text-based hospital records for disease prediction and patient monitoring. The most relevant algorithms for this include Named Entity Recognition (NER), which is used to identify important medical terms such as diseases, symptoms, and medications from clinical text. Text classification algorithms are used to categorize medical documents like prescriptions, reports, and discharge summaries. Support Vector Machines (SVM) and Naive Bayes are commonly used for medical text classification and prediction tasks. Recurrent Neural Networks (RNN) and Long Short-Term Memory (LSTM) are used to process sequential text data and understand patient history from records. Transformer-based models such as BERT (Bidirectional Encoder Representations from Transformers) are widely used for advanced language understanding and extracting meaningful insights from large amounts of unstructured medical data. These algorithms help in improving disease prediction, patient monitoring, and overall healthcare decision-making by efficiently analyzing text-based hospital records.

Predictive Analytics

Predictive analytics uses historical and real-time patient data to estimate the likelihood of future illness. This technology is especially valuable in ICU care, chronic disease monitoring, and preventive medicine.

It can alert doctors to the possibility of sepsis, heart failure, or stroke before major symptoms occur. The most relevant algorithms for this include Logistic Regression, which is widely used for predicting the probability of diseases such as heart failure and diabetes. Decision Trees and Random Forest algorithms are commonly used to analyze multiple patient factors and provide accurate predictions. Support Vector Machines (SVM) are also used for classification and risk prediction in healthcare data. Gradient Boosting methods such as XGBoost are highly effective for improving prediction accuracy in complex datasets. Time-series models like Recurrent Neural Networks (RNN) and Long Short-Term Memory (LSTM) are useful for analyzing continuous patient data, especially in ICU monitoring and chronic disease tracking. These algorithms help in early detection of conditions like sepsis, stroke, and heart disease, allowing doctors to take preventive actions before symptoms become severe.

VII. APPLICATIONS OF AI IN DETECTING DIFFERENT DISEASES

Cancer Detection

AI plays a major role in cancer screening and diagnosis. It can analyze mammograms, CT scans, MRI images, and biopsy slides to detect abnormal growths. Early identification of breast cancer, lung cancer, skin cancer, and colorectal cancer can significantly improve patient survival and treatment success.

Cardiovascular Disease Detection

AI is used to assess heart disease risk by examining ECG data, cholesterol levels, blood pressure, medical history, and lifestyle patterns. It can help identify arrhythmias, heart attack risk, and signs of heart failure at an early stage.

Diabetes Prediction

AI systems can predict diabetes by analyzing blood glucose levels, BMI, family history, age, and insulin response. They are also useful in detecting diabetic complications such as diabetic retinopathy using retinal images.

Neurological Disorders

Neurological diseases such as Alzheimer's disease, Parkinson's disease, epilepsy, and brain tumors can also be detected with AI support. MRI scans, speech



patterns, movement data, and brain signal analysis help AI models identify early signs of such disorders.

Infectious Disease Detection

AI has proven useful in detecting infections such as pneumonia, tuberculosis, and sepsis. By analyzing blood reports, symptom patterns, and imaging scans, AI can assist in faster and more reliable diagnosis.

VIII. RESEARCH METHODOLOGY

This research adopts both quantitative and qualitative research approaches.

Quantitative Component

The quantitative component focuses on analyzing numerical data related to AI-based disease detection systems. Statistical methods are used to evaluate the accuracy and performance of AI models. Surveys conducted among healthcare professionals, students, and technology experts to measure awareness and perception.

Qualitative Component

The qualitative component includes interviews and discussions with healthcare professionals to understand the practical impact of AI-based diagnostic systems, their usefulness, and implementation barriers.

Sampling Technique

A random sampling technique is used to collect responses from healthcare professionals, students, and technology experts.

Data Collection

Both primary data and secondary data is used for this study. Primary data may include survey responses and interviews, while secondary data collected from books, journals, WHO reports, IEEE papers, and research articles.

Data Analysis

The collected data is analyzed using statistical tools and visualization techniques to interpret the results. Tools such as Excel, SPSS, or Python can be used to represent findings through charts and graphs.

IX. DEPLOYMENT

Architecture Design

AI-based disease detection systems typically include multiple layers such as data collection, data preprocessing, AI model processing, prediction layer, and user interface.

Step-by-Step Deployment Process

1. Data collection from medical sources
2. Data preprocessing and cleaning
3. Model training using machine learning algorithms
4. Model evaluation
5. Deployment in healthcare systems
6. Continuous monitoring and improvement

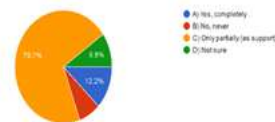
Required Technologies and Tools

Python, TensorFlow, PyTorch, Scikit-learn, cloud platforms such as AWS and Google Cloud, and visualization tools are commonly used in developing AI-based diagnostic systems.

X. RESULTS AND DISCUSSION

Survey Findings

1. Do you think Artificial Intelligence can completely replace doctors in the future?
41 responses



2. How helpful is AI in early disease detection?
41 responses



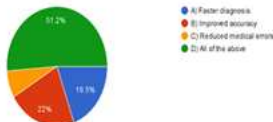
7. Should hospitals invest more in AI technologies?
41 responses



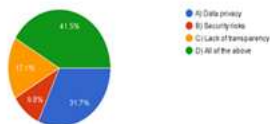
4. Do you trust AI-based medical diagnosis systems?
41 responses



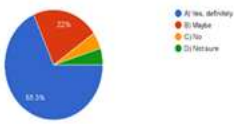
5. What are the biggest advantages of AI in healthcare?
41 responses



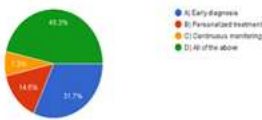
6. What concerns do you have about AI in healthcare?
41 responses



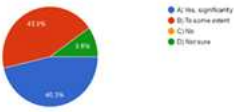
7. Should hospitals invest more in AI technologies?
41 responses



8. How can AI improve patient care in the future?
41 responses



9. Do you believe AI can reduce medical errors?
41 responses



10. What should be improved in AI healthcare systems?
41 responses



Expert Insights

Experts suggest AI should assist doctors rather than replace them. It provides analytical support, helps identify hidden patterns, and improves the speed of diagnosis.

Case Studies

Hospitals using AI-based imaging tools have reported better accuracy in detecting diseases such as heart conditions. These findings suggest that AI can enhance both screening and diagnosis when integrated properly.

Case Study 1: Mayo Clinic

Doctors used AI to check **ECG (heart test) reports**.

- AI could find heart problems even when doctors couldn't easily see them.
- It helped detect **heart failure early**.

Result: Better and faster detection of heart problems.

Case Study 2: Google Health

AI was used to study **medical reports and scans**.

- It found people who had a high risk of heart disease.
- Helped doctors make quicker decisions.

Result: Faster screening and fewer mistakes.

Case Study 3: Cleveland Clinic

AI helped doctors read **heart scans (like echocardiograms)**.

- It detected problems in heart structure and valves.
- Reduced human errors.

Result: More accurate diagnosis.

Case Study 4: Siemens Healthineers

Hospitals used AI machines for **MRI and CT scans**.

- AI automatically finds heart-related issues.
- Saves time for doctors.

Result: Quick and accurate results.

XI. FUTURE SCOPE OF AI IN HEALTHCARE

The future of AI in early disease detection is highly promising. AI is expected to become more integrated with wearable devices, telemedicine systems, robotics, and personalized medicine platforms. Real-time health monitoring through smart devices may help detect disease risk continuously and alert patients before conditions become severe.

Explainable AI is another important future direction because it focuses on building models that doctors can understand and trust. Federated learning may also become more important because it allows AI models to learn from distributed medical data without directly sharing sensitive patient information. As healthcare systems continue to digitize, AI will likely play a



central role in preventive care, remote diagnosis, precision treatment, and smart hospital management.

XII. CONCLUSION AND RECOMMENDATIONS

Artificial Intelligence is transforming healthcare by enabling faster and more accurate disease detection. AI-based diagnostic systems analyze large volumes of medical data and help identify diseases at early stages. This improves the chances of timely treatment, reduces medical errors, and supports better patient outcomes.

Despite its advantages, challenges such as data privacy, ethical concerns, bias, and implementation costs remain. Future developments should focus on improving AI algorithms, enhancing data security, increasing transparency, and integrating AI technologies into healthcare systems more effectively. AI should be viewed as a supportive tool that enhances medical expertise rather than replacing healthcare professionals. With proper regulation, high-quality data, and collaboration between doctors and technologists, AI can significantly improve patient care and save lives.

XIII. BIBLIOGRAPHY

1. Mayo Clinic – AI in Cardiovascular Medicine
<https://www.mayoclinic.org/departments-centers/ai-cardiology/overview/ovc-20486648>
2. Mayo Clinic – AI for Heart Failure Diagnosis
<https://www.techtarget.com/healthtechanalytics/news/366590521/Mayo-Clinic-Uses-Artificial-Intelligence-to-Diagnose-Heart-Failure>
3. Mayo Clinic – AI Detecting Heart Problems (ECG Study)
<https://www.techtarget.com/healthtechanalytics/news/366590783/Mayo-Clinic-Developed-AI-Algorithm-Can-Detect-Weak-Heart-Function>
4. Machine Learning and AI for Healthcare – Arjun Panesar (book)
5. Artificial Intelligence and Machine Learning in Healthcare – Dharmendra Kumar Yadav & Anamika Gulati (book)
6. Artificial Intelligence and Machine Learning in Healthcare – Ankur Saxena & Shivani Chandra (book)