



# Learning Management System Using Web Technology

<sup>1</sup>Ansari Zain, <sup>2</sup>Khan Fahad, <sup>3</sup>Rajput Burhan, <sup>4</sup>Khan Shifa, <sup>5</sup>Chandramohan Konduri

<sup>1</sup>Student, <sup>2</sup>Student, <sup>3</sup>Student, <sup>4</sup>Student, <sup>5</sup>Project Guide

Department of ECS, Rizvi College of Engineering, Bandra, Mumbai, India

**Abstract:** A Learning Management System (LMS) is a comprehensive web-based application developed to streamline the process of teaching, learning, and academic administration. The main objective of the LMS is to provide a unified digital platform where educators can create, organize, and manage learning content, while learners can easily access courses, participate in discussions, submit assignments, and track their academic progress. The system eliminates geographical and time limitations, enabling flexible and self-paced learning for students across different devices. The proposed LMS includes essential modules such as user authentication, course management, content uploading, online assessments, grading, progress tracking, and communication tools like notifications and discussion forums. It leverages database management systems to securely store and retrieve user data, ensuring reliability and scalability.

**Keywords-** A Learning Management System (LMS) is a web-based platform for managing teaching and learning activities. It includes features like user authentication, course management, content delivery, assignment submission, online assessments, grading, and progress tracking. It supports flexible, self-paced learning across devices and enables communication through notifications and discussion forums. The system uses database management for secure, reliable, and scalable data handling.

## I. INTRODUCTION

In the modern digital era, education has increasingly shifted towards online platforms, making Learning Management Systems (LMS) an essential tool for effective teaching and learning. An LMS is a web-based application designed to create, manage, deliver, and track educational courses and training programs. It provides a centralized platform where students and instructors can interact, access study materials, submit assignments, and monitor progress. The main objective of this project is to develop a user-friendly and efficient LMS using web technologies such as HTML, CSS, JavaScript, and backend technologies (if applicable). This system aims to simplify the learning process by providing easy access to educational resources anytime and anywhere. It also helps educators manage course content, track student performance, and enhance communication.

With the rapid growth of e-learning, especially after global digital transformation trends, LMS platforms have become a necessity in schools, colleges, and organizations. This project focuses on building a responsive and scalable system that meets the basic requirements of online education while ensuring usability, security, and performance.

The proposed LMS will include features such as user authentication, course management, content uploading, assignment submission, and progress tracking. By implementing this system, the project demonstrates how web technologies can be effectively used to solve real-world educational challenges

## II. RELATED WORK

Learning Management Systems (LMS) have been widely developed and used across educational institutions and organizations to facilitate online learning. Several existing platforms have inspired the development of this project by demonstrating effective ways to deliver digital education.

Popular LMS platforms such as Moodle, Google Classroom, and Blackboard provide a structured environment for managing courses, distributing learning materials, conducting assessments, and tracking student performance. These systems offer features like user authentication, assignment submission, grading systems, and communication tools such as announcements and discussion forums.

Moodle is an open-source LMS widely used in schools and universities due to its flexibility and customization options. It supports course creation, quizzes, and collaborative learning. Google Classroom, on the other hand, focuses on simplicity and integration with other Google services,



making it easy for teachers and students to communicate and share resources. Blackboard is a more advanced and commercial LMS that provides a comprehensive set of tools for large-scale educational institutions, including analytics and reporting features.

Despite the availability of these platforms, they often come with certain limitations such as complexity, cost, or dependency on external services. Some systems may be difficult for beginners to use, while others require paid subscriptions or advanced technical knowledge for customization.

The proposed LMS project aims to overcome these limitations by developing a simple, user-friendly, and cost-effective web-based system. It focuses on essential features required for effective learning while maintaining ease of use and accessibility. This project draws inspiration from existing LMS platforms while implementing a customized solution tailored to specific user needs

### III. PROPOSED SYSTEM

#### 3.1 System Overview

Educore is a next-generation Learning Management Platform that allows both teachers and students to manage educational activities efficiently.

#### 3.2 Features

##### For Teachers:

- AI-based course creation templates.
- Manual editing and publishing options.
- Analytics dashboard (student count, best-selling courses, etc.).

##### For Students:

- Course browsing, enrollment, and de-enrollment.
- Assignment submission and quiz participation.
- Progress tracking through performance analysis.

#### 3.3 Advantages

- Automated and intelligent course creation.
- Real-time analytics for better decision-making.
- Smooth user experience for both teachers and students.

#### 3.4 System Design Details

##### Design Overview

The LMS is designed as a web-based application that allows students and teachers to interact through a centralized platform. It includes:

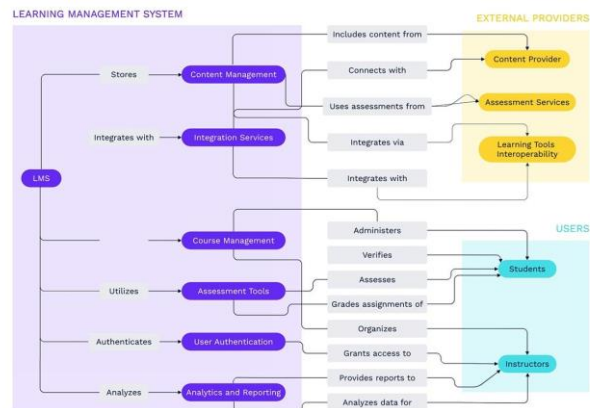
Frontend: Built using HTML, CSS, JavaScript, and frameworks like Bootstrap or Tailwind for responsive UI.  
Backend: Implemented using PHP or Node.js to handle logic and communication with the database.

Database: MySQL (or MongoDB) stores all user details, courses, materials, and assessments.

Server: Hosted on a web server (e.g., Apache or cloud-based service).

### IV. FLOWCHART

**LMS Context Diagram**



### V. PHASES

- Phase 1 : Choosing Data base and Tech Stacks
- Phase 2 : Implemented authentication and Authorization
- Phase 3 : Implemented Separate protected endpoints for teachers and students
- Phase 4 : Implemented Course related crud operations for teachers
- Phase 5 : Implemented Course related end points for students
- Phase 6 : will implement live lectures and doubt lectures for students
- Phase 7 : will implement mobile first responsive design
- Phase 8 : will improve on Ai content generation
- Phase 9 : will implement a detailed analytics



## VI. TOOLS AND TECHNOLOGIES USED

Frontend: HTML, CSS, JavaScript, React, tailwind CSS  
 Backend: Node.js / Express.js  
 Database: MongoDB  
 AI Integration: OpenAI API  
 Hosting: Github

## VII. MODULES IMPLEMENTED

### 1. User Authentication Module

The User Authentication Module is responsible for managing user access and ensuring system security. It allows users such as students and teachers to register and log into the system securely.

#### Key Features:

- User registration (Signup) with validation
- Secure login using username/email and password
- Password encryption for data protection
- Role-based access control (Admin, Teacher, Student)
- Password recovery and reset functionality
- Session management and logout

**Functionality:** This module verifies user credentials and grants access based on roles. For example, teachers can create courses, while students can enroll and access learning materials.

### 2. Course Management Module

The Course Management Module enables instructors to create and manage courses efficiently.

#### Key Features:

- Course creation with title, description, and objectives
- Uploading learning materials (videos, PDFs, documents)
- Editing and updating course content
- Course categorization and organization
- Publishing and unpublishing courses

**Functionality:** Teachers can design structured courses and update them as needed. Students can view available courses and access published content.

### 3. Enrollment Module

The Enrollment Module handles student registration into courses and manages participation.

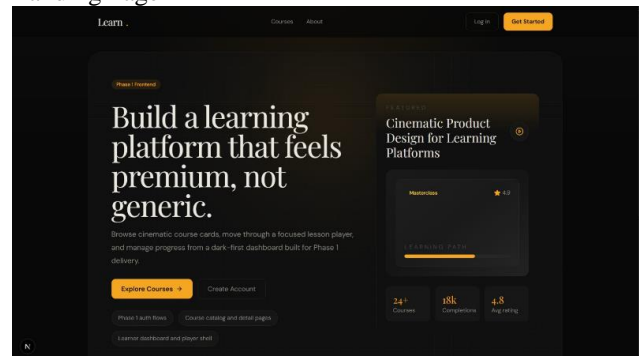
#### Key Features:

- Course enrollment by students
- Option to unenroll (drop course)
- Automatic or manual enrollment approval
- Display of enrolled courses dashboard
- Enrollment tracking for teachers

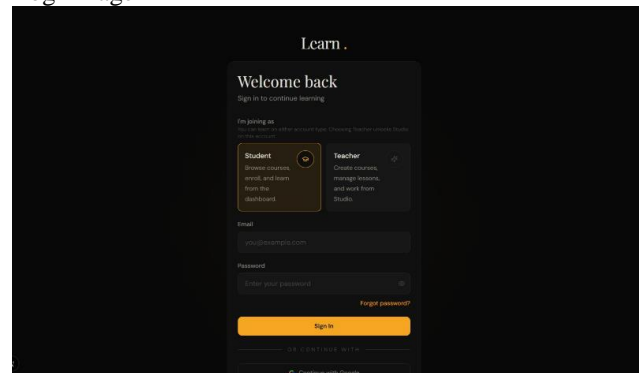
**Functionality:** Students can browse and enroll in courses of interest. Teachers can monitor enrollment numbers and manage student participation.

## VIII. OUTPUT

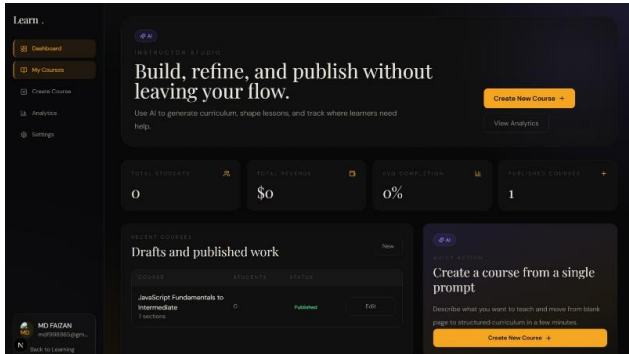
### Landing Page



### Login Page



### Teacher Dashboard



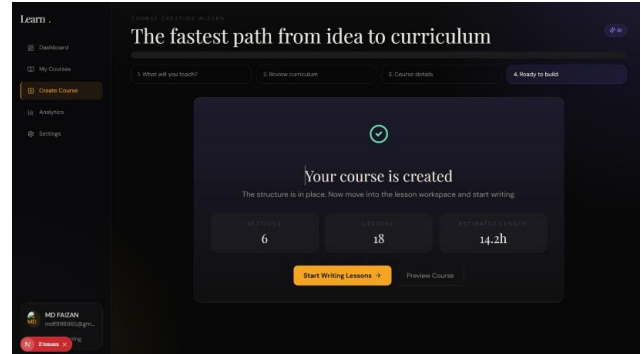
Enrollment in Course



Create Course



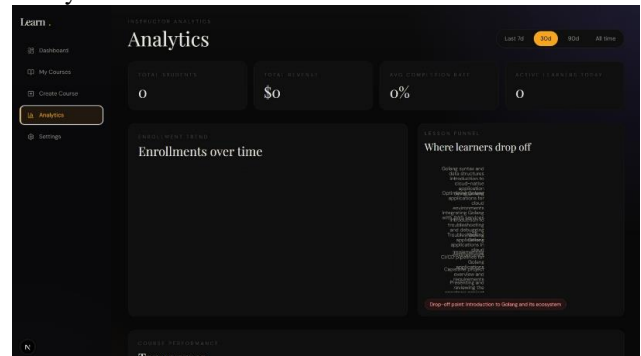
Course Detail



Review Curriculum



Analytics



## IX. CONCLUSION

Educore successfully provides an integrated and user-friendly platform for both students and teachers to manage educational courses efficiently. It streamlines various academic activities such as course creation, enrollment, content delivery, and assessment within a single system.



The inclusion of AI-assisted course creation helps instructors design structured and engaging content with reduced effort, while interactive learning features such as quizzes, assignments, and discussion tools enhance student participation and understanding.

Additionally, the platform offers insightful analytics that allow educators to monitor student performance, track progress, and identify learning gaps. These data-driven insights support informed decision-making and improve overall teaching strategies. By combining modern web technologies with intelligent features, Educore enhances accessibility, flexibility, and scalability in education, ultimately improving both teaching effectiveness and the overall learning experience.

## **REFERENCES**

1. Turnbull et al. — “Learning management systems: a review of the research”  
Authors: D. Turnbull, R. Chugh, J. Luck  
Published: 2021
2. Pan et al. — “A Systematic Review of Learning Analytics–Incorporated Instructional Interventions on Learning Management Systems”  
Authors: Z. Pan, L. Biegley, A. Taylor, H. Zheng  
Published: 2024
3. Campo et al. — “A software architecture perspective about Moodle flexibility”  
Author: M. R. Campo  
Published: 2020
4. “Understanding the Impact of a Learning Management System Using a Novel Modified DeLone and McLean Model”  
Author: Elmunsyah  
Published: 2023
5. “Design and development of a comprehensive learning management system (LMS) with integrated machine learning for personalized”  
Author: Subbulakshmi R