

# Seismic Analysis of Multistorey Building with Floating Column

M.Tech. Scholar Adnan Ahmed, Dr. P.K. Singhai

Department of Civil Engineering,  
Lakshmi Narain College of Technology and Science,  
Bhopal, India.

**Abstract**-Structural planning and design is an art and science of designing with economy and elegance and durable structures. In present scenario buildings with floating column is a typical feature in the modern multistorey construction in urban India. Such features are highly undesirable in building built in seismically active areas. Tremendous increase in the use floating column can be seen these days cause of spacious and aesthetic appearance but that could not be achieved on the risk of failure of building. This study highlights the importance of explicitly recognizing the presence of the floating column in the analysis of building. The study is carried out to analyze the building with floating columns and to find out its comparison with the building without floating column in terms of storey drift, base shear and time period frequency using designing software.

**Keywords**-Floating column, seismic effects, storey drift, base shear, storey displacement.

## I. INTRODUCTION

SAP2000 stands for Structural Analysis Programming. SAP2000 is commonly used to analyze concrete structures, steel structures, parking garages, designing of multi-storey RCC building etc. The structural members are designed by thoroughly following.

IS Code and the selection of the type of construction depends on various factors including type of loading, type of structure and circumstances. Aesthetic appearance of building is also becoming a major design factor these days. Due to tremendously growing increase in demand for land and decrease in its availability, residential buildings are provided with open space generally on the ground or first floor.

Now here comes the role of the structural engineer is to design the building as per its requirement and economical as much as possible. The primary function of providing the open space is to accommodate parking or reception lobbies in the first or ground storey which can be sustained by providing the floating column.

## II. LITERATURE REVIEW

Maison and Ventura, (1991), Members of ASCE computed dynamic properties and response behaviour of thirteen-storey building and this result are compared to the true values as determined from the recorded motions in the building during two actual earthquakes and shown that state-of-practice design type analytical models can predict the actual dynamic properties.

Sukumar Behera (2012) studied the behavior of multistorey buildings with floating columns under

earthquake excitations. Finite element method is used to solve the dynamic governing equation. Linear time history analysis is carried out for the multistorey buildings under different earthquake loading of varying frequency content. The base of the building frame is assumed to be fixed. Newmark's direct integration scheme is used to advance the solution in time

## III. OBJECTIVES OF STUDY

- Analysis of a high rise storey building with and without use of floating column.
- Design of building with floating column using SAP 2000 V20.0.0
- Finding out the effect on different design parameters under seismic effects due to the presence of floating column
- To compare the benefits of providing floating column
- To compare the results of all the models as obtained.

## IV. METHODOLOGY

Eight Model are considered among which 4 are being analyzed as rectangular building and 4 are analyzed as square buildings

## V. MODEL CONFIGURATIONS

**1. Four building models are created and analysed for following data:**

Plan Area = 600 m<sup>2</sup>

Exterior Beam = M20 230\*550 mm Interior Beam = M20

230\*500 mm Transfer Beam = M45 1.2m \* 1 m Column 1

= M35 1.1m\*1.1m Column 2 = M35 500\*500mm Slab = M20 125mm Live Load = 3KN/m<sup>2</sup> Roof live = 1.5 KN/m<sup>2</sup> Floor Height = 3 m

RCC structures are designed basically on the according to the IS 456:2000 and for seismic analysis IS 1893 2016 is being used. Sap2000 V20.0.0 is used for modelling and analyzing multi-storey building with and without floating column at various storeys.

SeismicParametersDetails		
FrameType	SpecialMomentResistingFrame	
ResponseReductionFactor(R)		
SeismicZoneFactor(Z)	ZoneIV	5
ImportanceFactor(I)	ResidentialBuilding	1
TimePeriod	UserDefined	1

## 2. Overview of Software:

- This program is primarily used for gravity analysis and design
- This tool is often utilized for smaller structures or portions of a larger structure
- It is great at handling complex geometry as it offers users a lot of different element types and a lot of customization with regards to meshing options

## VLSTRUCTURE MODELS

- **Model 1-** Rectangular Building without any floating column
- **Model 2 -** Rectangular Building with floating column at ground floor
- **Model 3 -** Rectangular Building with floating column at first floor
- **Model 4-** Rectangular Building with floating column at second floor
- **Model 5 -** Square Building without floating Column
- **Model 6-** Square Building with Floating Column at Ground Floor
- **Model 7-** Square Building with floating column at first floor
- **Model 8-** Square Building with floating column at second floor.

This research is to analyze the behaviour of a multi-storey building with respect to providing or not providing floating column and change in the position of the floating column.

Model 1 is a simple G+11 residential building having rectangular geometry (plan area = 600m<sup>2</sup>) without any floating column.

Model 2 is a G+10 residential building having rectangular geometry (plan area =600m<sup>2</sup>) with floating column at ground floor provided at y=10m

Model 3 is a G+10 residential building having rectangular geometry (plan area =600m<sup>2</sup>) with floating column at first floor provided

Model 4 is a G+10 residential building having rectangular geometry (plan area =600m<sup>2</sup>) with floating column at second floor provided

Model 5 is a G+10 residential building having square geometry (plan area = 625m<sup>2</sup>) without floating column

Model 6 is a G+10 residential building having square geometry (plan area = 625m<sup>2</sup>) with floating column at ground floor

Model 7 is a G+10 residential building having square geometry (plan area = 625m<sup>2</sup>) with floating column at first floor.

Model 8 is a G+10 residential building having square geometry (plan area = 625m<sup>2</sup>) with floating column at second floor.

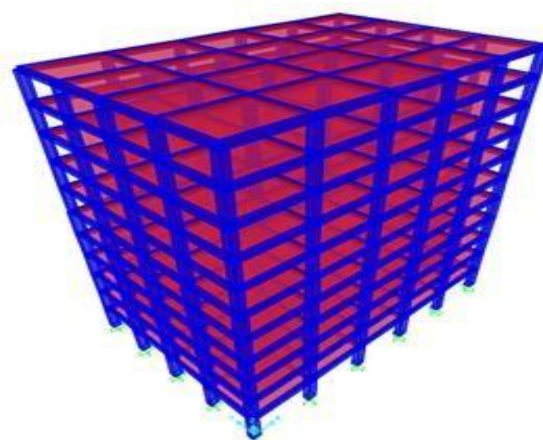


Fig1. 3D view of Model 1.

X-Z Plane @ Y=10

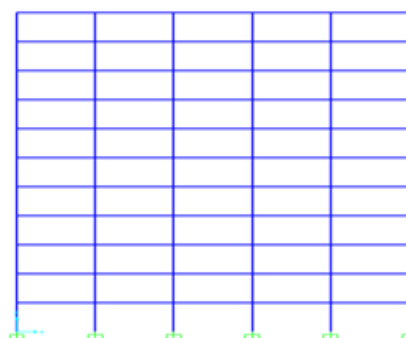


Fig2. Model1 - Building without floating column.

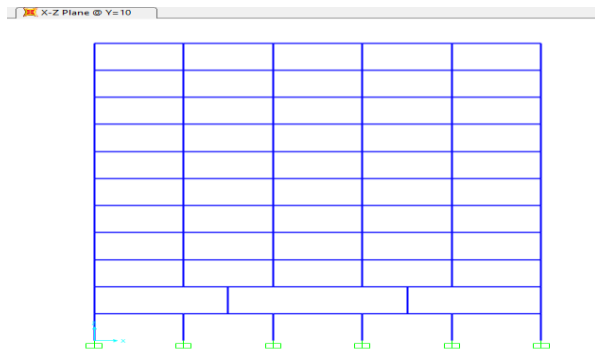


Fig 3. Model 3 - Building with floating column at 1st floor.

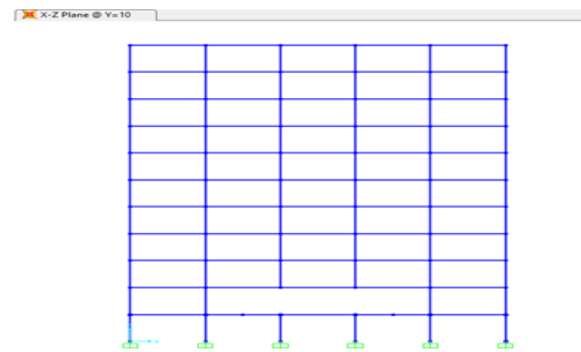


Fig 7. Model 7 - Building with floating column at first floor.

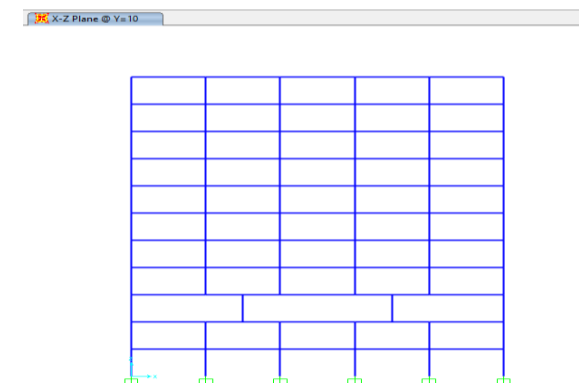


Fig4. Model 4 - Building with floating column at 2nd floor.




Fig 8. Model 8 - Building with floating column at second floor (3D View).

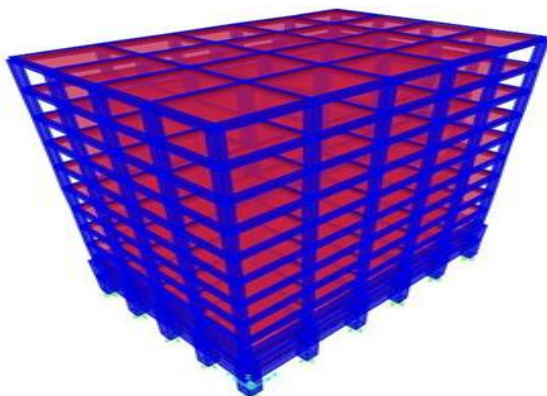


Fig 5. 3D View of Model 5.

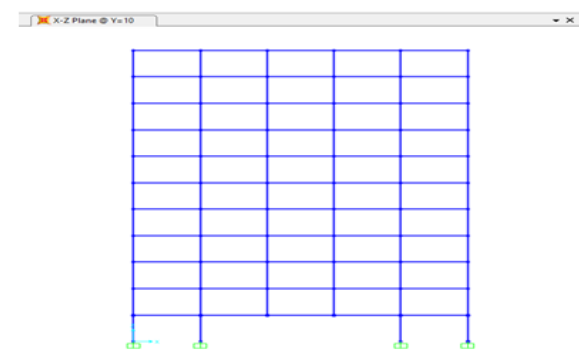


Fig 6. Model 5 - Building with floating column at ground floor.

## VII. RESULTS

Behavior of these models is compared on the basis of the storey displacement and storey drift. Storey displacement is the lateral movement of the structure caused by lateral force. The deflected shape of a structure is most important and most clearly visible point of comparison for any structure.

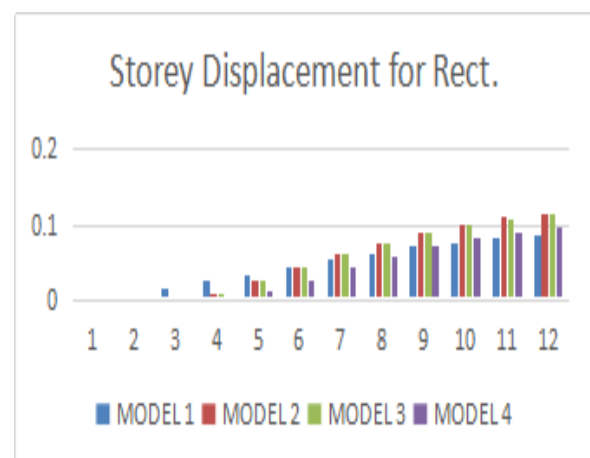


Fig9. Text Your Fig Name.

No other parameter of comparison can give a better idea of behavior of the structure than comparison of storey

displacement. Storey drift is the relative displacement of the floor and calculated as the difference of deflections of the floors at the top and bottom of the story under a difference of deflections of the floors at the top and bottom of the story under consideration

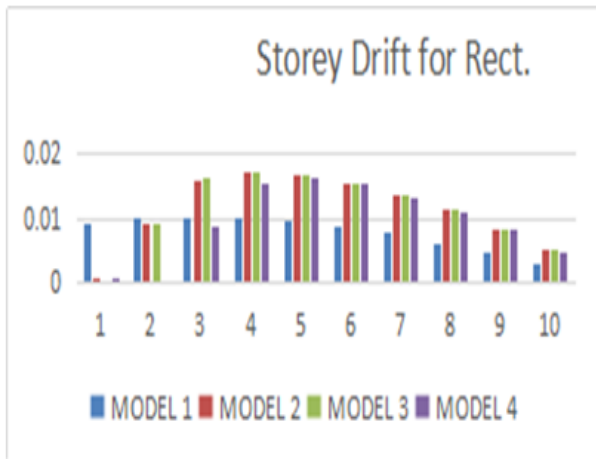


Fig 10. Text Your Fig Name

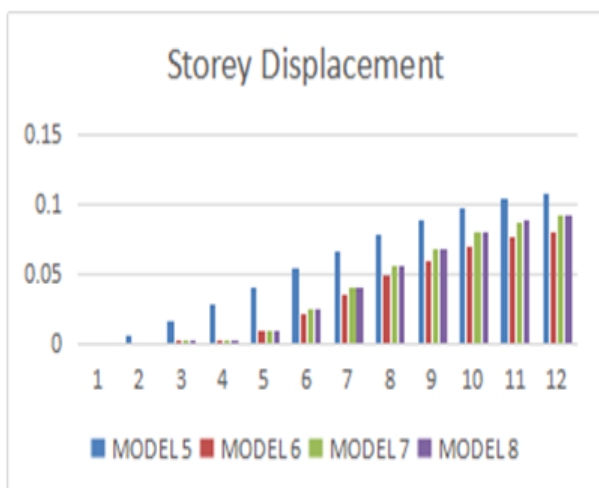


Fig 11. Text Your Fig Name

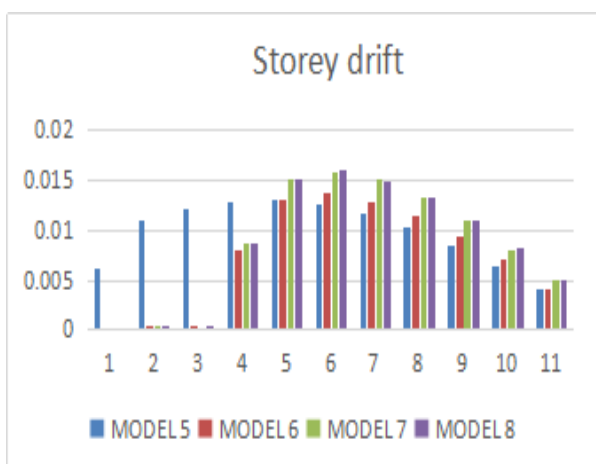


Fig 12. Text Your Fig Name.

## VIII. CONCLUSION

The studies of various researches and analyzing the studies mentioned above, it can be concluded that the use of floating column in the modern buildings are increasing vastly. The unavoidable requirements of space at the time of its shortage can be fulfilled by floating column leading to increase in their demand within residential building as well as commercial building.

Building provided with floating column shows more storey drift and storey displacement as compared to building without floating column in seismic prone area.

## IX. ACKNOWLEDGEMENT

My thanks is for God and my parents for being supportive at every point of my life. I would like to thanks my HOD Prof. B.S.Tyagi sir who helped me in selecting the topic that was not a easy task for me.

I would also like to thanks those mentioned in reference section and also the best source of knowledge of recent scenario i.e., internet.

## REFERENCES

- [1] Maison Bruce F. and Ventura Carlos E., "Dynamic Analysis of Thirteen-Story Building", Journal of Structural Engineering, Vol. 117, No. 12, Page no:3783- 3803,1991.
- [2] Arlekar Jaswant N, Jain Sudhir K. and Murty C.V.R, (1997), "Seismic Response of RC Frame Buildings with Soft First Storeys". Proceedings of the CBRI Golden Jubilee Conference on Natural Hazards in Urban Habitat, 1997, New Delhi.
- [3] Awkar J. C. and Lui E.M, "Seismic analysis and response of multistory semirigid frames", Journal of Engineering Structures, Volume 21, Issue 5, Page no: 425-442, 1997.
- [4] Bardakis V.G., Dritsos S.E. (2007), "Evaluating assumptions for seismic assessment of existing buildings ".Soil Dynamics and Earthquake Engineering 27 (2007) 223–233.
- [5] Sukumar Behera (2012), "Seismic analysis of multistory building with Floating Column", Department of Civil Engineering NIT, Rourkela-769008 May 2012.
- [6] S.K.Shama Banu and G. Shahani Priyanka (2015), "Study of behavior of Seismic Evaluation of Multistoried Building with Floating Column", Journal of Computer Engineering in Research Trends, Volume 2, Issue 12, pp. 983-988
- [7] Badgire Udhav S and Shaikh A.N. (2015), "Analysis of Multistorey Building with Floating Column", Journal of Engineering Research, Volume No. 4, IssueNo.9, pp- 475-478.

- [8] Srikanth M.K, “Seismic Response Of Complex Buildings With Floating Column For Zone II AND Zone V”, International journal of engineering research- online, vol.2, Issue 4,2014.
- [9] Nakul A. Patil (2016), “Comparative Study of Floating and Non-Floating Columns with and Without Seismic Behaviour”, International Conference on Science and Technology for Sustainable Development (ICSTSD), pp- 29-32.
- [10] S.B. Waykule, Dr. CP Pise and C.M. Deshmukh (2016), “Study of Behavior of floating column for seismic analysis of multistory building”, Journal of Civil Engineering and Technology Volume 7, Issue 6, pp 676- 685.