

Drunk Driving Prevention and Automatic Bus Pass Tracking by using Image Processing

Malarselvam V, James Ashish A, Peranban D, Arun S, Arulmani P

Department of Electrical and Electronics Engineering
Sri Manakula Vinayagar Engineering College

Abstract – Hybrid plants, which are composed of combinations of diesel generators, battery energy storage system and renewable energy resources such as photovoltaic, are outlined as a recommended approach for off grid power supply options for remote areas applications. According to frequency control of stand-alone grids, the output power of the diesel generators and the battery energy storage system are susceptible to variations in order to compensate power fluctuations, which are caused by the variations of the load and power of the PV field. The variations in the loading of diesel generators can have adverse effects on the operation, such as increase of fuel consumption, maintenance and slobbering problems.

This paper analyzes different control strategies to improve the operation of stand-alone PV-diesel generator-battery plants, and to reduce the operation cost accordingly. Therefore, four control strategies are proposed according to primary and secondary control of frequency. Each control strategy provides different loading patterns of the diesel generators and the storage system. Dynamic simulations of the plant operation are performed according to each control strategy. The effects of the control strategy are analyzed according to four criterions: the frequency deviations, fuel consumption, lifetime of the batteries and the performance of the diesel generators. Finally, the cost of energy is calculated by considering the difference in fuel consumption according to each control strategy.

Keywords– Accidents, Drunk and Driving, Image processing, Camera, IoT, Alcoholic sensor.

I. INTRODUCTION

In this modern world accidents are increasing every day by day and the consumption of alcohol also increases, many people are losing their lives in accidents due to drunk and driving. The death rate for accidents due to drunk and driving increases drastically as the years passes. Due to drunk and driving the person who drunken and the person travelling around him also losing their lives. Our proposed product will neglect the drunk and driving completely. In schools and colleges manual bus pass checking is implemented it leads to more time consumption and the misuse of bus pass occurs. Our proposed product will automatically check the student's bus pass by performing image processing.

Driving while either intoxicated or drunk is dangerous and drivers with high blood alcohol content (BAC) are at increased risk of car accidents, highway injuries and vehicular deaths. Ethanol has more capacity to absorb IR rays. An IR Sensor which is mounted on steering. An IR source led-894 directs IR Energy through the sensor continuously. If the flow of IR rays is interrupted by

absorption of alcohol vapor a relay circuit is activated. This relay circuit has control over the fuel supply system and it cuts-off the fuel supply to the engine. This makes the car to come to halt slowly. The higher the concentration of ethanol, the more infrared absorption occurs (same way that a Coolers absorbs visible light, alcohol absorbs infrared light) [1].

The system implemented aims at reducing the road accidents in the near future due to drunken driving. The system detects the presence of alcohol in the vehicle and immediately locks the engine of the vehicle. At the same time an SMS along with the location of the vehicle is send to three pre-selected contacts. Hence the system reduces the quantum of road accidents and fatalities due to drunk driving in future [2]. With India reporting as many as 1.34 lakhs fatalities in road accidents every year, a vast 70 per cent of them being due to drunken driving, questions are now being raised on whether the mushrooming growth of liquor vends along the highways is responsible for costing precious lives in an untimely manner. The system implemented by us aims at reducing the road accidents in the future due to drunken driving. The purpose of this project is to develop vehicle accident prevention by

method of alcohol detector in effort to reduce traffic accident cases based on driving under the influence alcohol. In this methodology image processing system and alcohol in sweat palm for drunk and driving detection is used to detect the drunken person [5].

In this paper [6] a model based on IoT is proposed with the aim to safeguard drunk and drowsy drivers especially at night. It also discusses several models which have already been proposed and attempts to assimilate the best ideas which are proposed there. It includes analysis of alcohol concentration, eye-blinking rate and the rate at which the car is made to turn to detect a drunken or drowsy state and hence undertake protective measures. Such measures include speed reduction, triggering an alarm, informing the traffic control, activation of auto-pilot etc.

The objective of this work is to avoid accidents due to drunk and driving and to automate the bus pass checking in colleges and school buses in an efficient manner by performing image processing technique.

II. BLOCK DIAGRAM

The block diagram of our proposed system is shown in fig.1. Power supply of less than 5V is given to the raspberry pi as input by using mobile charger. The alcoholic sensor will check whether the driver is drunk or not. Suppose if the driver is drunken the alcoholic sensor will give a signal to the raspberry pi and the camera will take a snap of the particular driver and sends the snap to the concerned person in in-charge by mail through IoT. By using image processing the students face is processed, supposed if the students face does not match with the recognized face then the camera will take a snap of the student and sends the snap to the concerned person in in-charge by mail through IoT.

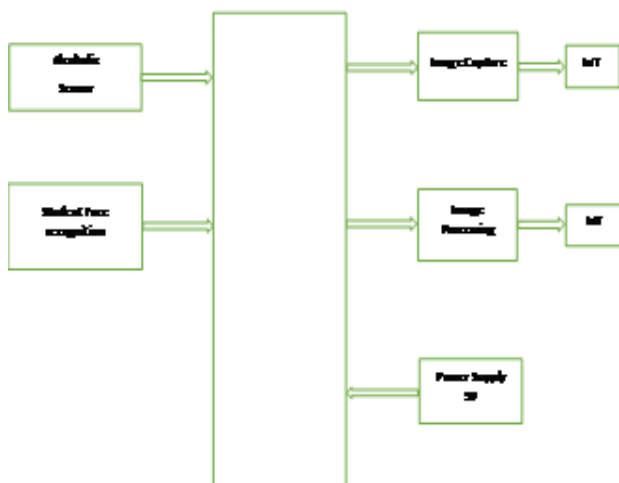


Fig 1. Block Diagram.

III. ALGORITHM FOR PROPOSED METHOD.

- Step 1: Start
- Step 2: The dataset coding is run in the system
- Step 3: The camera will ON automatically
- Step 4: The camera will take snap of the person and the images are stored in the dataset
- Step 5: The Training coding is run in the system
- Step 6: The camera will ON automatically
- Step 7: The face of the person is trained, until it recognizes the face of the person completely for 100 percentages in the background it will check the stored image with the appearing image if both the image matches then the face of the person is trained. If the face of the person doesn't match then it will display unknown person detected.
- Step 8: The face recognition coding is run in the system
- Step 9: The camera will ON automatically
- Step 10: The appearing face of the person is compared with the images in the dataset, if the face in the dataset and the appearing face doesn't match then the appeared image is captured and the image of the person is sent to the concerned authority by mail
- Step 11: The alcohol detection coding is run in the system
- Step 12: The alcohol sensor will ON automatically
- Step 13: The alcohol sensor will check whether the driver is drunken or not.
- Step 14: Suppose if the driver is drunken green color light is glow in the alcohol sensor
- Step 15: The camera will ON automatically
- Step 16: The camera will take a snap of the drunken person and the image of the person is sent to the concerned authority by mail.
- Step 17: Stop

IV. EXPERIMENTAL RESULTS

Through the experimental results we can easily understand how our proposed model works. The hardware experimental results for dataset are shown in figure 3 with its description. The need of dataset is to store the captured image of the person. The hardware experimental results for training are shown in figure 4 with its description. The need of the training is to compare the live image with the image stored in the dataset.

The hardware experimental results for face recognition are shown in figure 5 with its description.

The need for face recognition is to identify the live image with the image stored in the dataset and to check whether both the images match or not. The hardware experimental results for alcohol detection are shown in figure 6 with its description. The need for alcohol detection is to identify whether the person is drunken or not.

Table –I: Components used

Sl.No.	Component name	Specifications
1.	Raspberry pi 3	Model B+, Power supply 5V
2.	MQ3 Alcohol sensor	Power supply 5V
3.	Camera	Power supply 5V
4.	Computer	-
5.	Mouse	-
6.	Keyboard	-
7.	Mobile charger	2A
8.	Connecting Cables	-

1. Result for Dataset

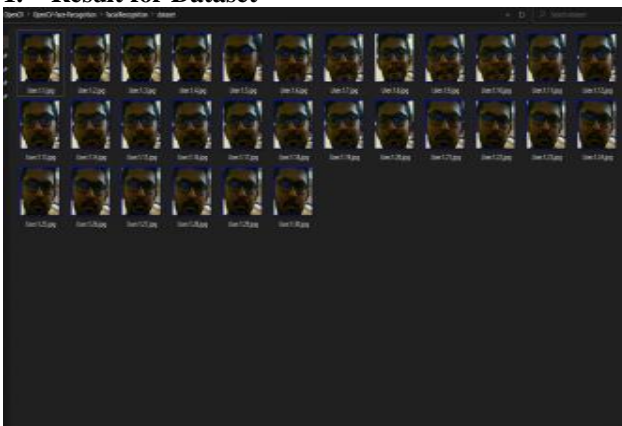


Fig .2 Result for Dataset.

The above figure 2 shows the hardware result for dataset. In the system dataset coding is made to run. Dataset coding is run in the system. Then automatically camera will get ON it will take snap of the person and the images are stored in the dataset. Captured live image of the person and already stored image of the person is compared. If live image of the person and stored image of the person are get matched. It implies and identifies that authorized person only entering into the bus. Otherwise if live image of the person and stored image of the person are get dispatched. Then it identifies that unauthorized person entering into the bus.

2. Training the Model

In the system training coding is made to run. Training coding is run in the system. Dataset training is executed. Now the camera will get ON automatically. The need of the training is to compare the live image with the image stored in the dataset. The face of the person is trained, until it recognizes the face of the person completely for 100 percentages in the background. Then it will check the stored image with the appearing image. If both the images get matches then the face of the person is trained. If both the images get mismatches then it display unknown person detected. If the face of the person is trained for 100 percentage then it identifies the face of the person as soon as possible.

3. Face Recognition

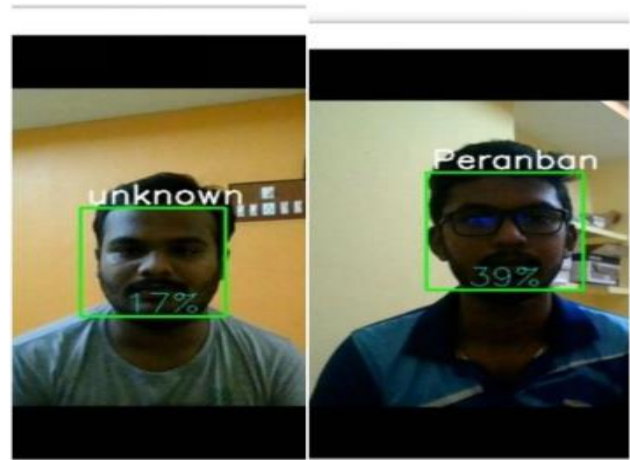


Fig. 3.Face Recognition .

The above figure 3 shows the hardware result for Face recognition. In the system face recognition coding is made to run. Face recognition coding is run in the system. Now the camera will get ON automatically. When the camera sees a face of the person it determines whether or not it's someone in your database of known faces. The appearing face of the person is compared with the images in the dataset. If the face in the dataset and appearing face get mismatched, then the appeared image of the person is captured. Then the image of the person is sent to the concerned authority by mail.

4. Alcohol Detection

The figure 4 shows the hardware result for Alcohol detection. In the system alcohol detection coding is made to run. Alcoholic detection coding is run in the system. Now the alcoholic sensor (MQ3) will get ON automatically. MQ3 sensor will check whether the driver is drunk or not. In case if the driver is drunken, green colour light will glows in the alcoholic sensor. Then the camera will get ON automatically and it will take a snap of drunken person. Finally the image of the person is sent to the concerned authority by mail.

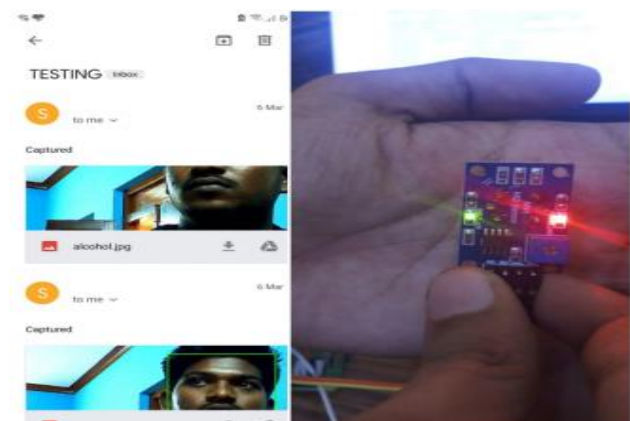


Fig .4. Alcohol Drunken Detection.

5. Hardware Setup




Fig .5.Hardware Setup.

The above figure 5 shows the entire hardware setup of our proposed project. Power supply is given to the raspberry pi through a mobile charger. The vcc pin of mq3 is connected to the second pin of raspberry pi that is to the pin of 5V power. The ground pin of mq3 is connected to the thirty ninth pin of raspberry pi that is to the pin of ground. The DO pin of mq3 is connected to the twelfth pin of raspberry pi that is to the pin of GPIO18. Through the different ports of raspberry pi camera, mouse and keyboard is connected

V. CONCLUSION

Our proposed product will automatically perform image processing and finds the unauthorized student entering into the bus, through this bus pass checking is automated and the misuse of bus pass is neglected completely. Alcoholic sensor [MQ3] will sense whether the driver is drunk or not, suppose if the driver is drunken the camera will take a snap of the drunken driver and it will send the snap to the person in-charge by using IoT, through this drunk and driving is neglected completely. To check how our proposed system works we have tested more number of person faces and how fast it recognizes the face of the person. We also tested how fast it recognizes the alcohol content in the drivers body by spraying different kinds of liquid which having alcohol content level at minimum to maximum percentage.

VI. FUTURE SCOPE

The above proposed design can also be implemented in two wheelers. Proximity sensors could be used to indicate that the vehicle is going to stop. This could be useful for the vehicles behind. This system is a drunk-driver

detection and alert system that detects the drunk driver situation of the vehicle with high level of certainty. By the use of multi-sensor fusion using breath-based sensors at different locations in the vehicle, vision system to recognize facial/eyes expressions of the driver and use of touch sensor. There is possibility to incorporate others features such as different security mechanism in the vehicle such as theft, accident detection, fuel quality detection along with vehicle tracking system. We can also implement Heart Rate Pulse Variability to find accurately identify the driving behavior of drivers and to assist them.

REFERENCES

- [1]. Kousikan M, Sundaraj M. Automatic Drunken Drive Prevention System. International Journal of Students Research in Technology and Management. 2014; 2(2): 75-77.
- [2]. Bhuta, Desai, Keni "Alcohol Detection and Vehicle Controlling" International Journal of Engineering Trends and Applications (IJETA) – Volume 2 Issue 2, Mar-Apr 2015.
- [3]. V. Savania, H. Agravata and D. Patel, "Alcohol Detection and Accident Prevention of Vehicle", International Journal of Innovative and Emerging Research in Engineering, vol. 2, no.3, 2015, pp 52-58.
- [4]. Mohammed MadneGirnari," Detection of Drunk Drivers by Using Image Processing for Pupil Size Abnormality and Intoxicate Bottle Detection with Alcohol Sweat Level Detection" International Journal of Engineering Science and Computing(IJESC).2017.
- [5]. Z. Xiaorong et al, "The Drunk Driving Automatic Detection System Based on Internet of Things", International Journal of Control and Automation, Vol. 9, No. 2, 2016, pp. 297-306
- [6]. S sahabiswas, S sourav, "Drunken driving detection and prevention models using Internet of things", Information Technology, Electronics and Mobile Communication Conference (IEMCON), 2016 IEEE 7th Annual, pp.1-16, IEEE,2016
- [7]. J. Dai, J. Teng, X. Bai, Z. Shen, D. Xuan, "Mobile phone based drunk driving detection", 2010 4th International Conference on Pervasive Computing Technologies for Healthcare, pp. 1-8, 2010.
- [8]. KonetiSandeep,PonnamRavikumar,Sura Ranjith," Novel Drunken Driving Detection and Prevention Models Using Internet of Things"International Conference on Recent Trends in Electrical, Electronics and Computing Technologies (ICRTEECT).2017.
- [9]. Pavlidis, Jerome Swartz, Ynjiun P. Wang, "Fundamentals of Bar Code Information Theory", Compute, IEEE, 1990, pp. 74-86.
- [10]. Yongfei YAN, Shunying ZHU, WANG Hong, "An Integrated System of Freeway Toll and Traffic Data Investigation: PDF417 Twodimensional Bar Code

System", Measuring Technology and Mechatronics Automation, 2009, pp. 466-470.

- [11]. Qinhui Cheng, "The Feasibility analysis on Replacing One-Dimensional ISBN Bar Code with Two-dimensional ISBN Bar Code", Sci-Tech Information Development & Economy, Vol. 18, No. 26, 2008, pp. 71-73.